

Immerse Yourself in the Art of DIY Bath Melts: A Journey with Tanzi Beauty

In the bustling world we live in, it's easy to overlook the simple yet profound act of self-care. Indulging in a warm, fragrant bath can be a transformative experience, rejuvenating both body and mind. With Tanzi Beauty's innovative approach to bath melts, you can now create your own luxurious bath treats in mere minutes, tailored to your unique preferences.



DIY Bath Melts - A Step-by-Step Recipe Guide: How to Make Your Own Bath Melts in Minutes (Tanzi Beauty Book 2)

★★★★☆ 4.2 out of 5

Language : English
File size : 2327 KB
Text-to-Speech : Enabled
Screen Reader : Supported
Enhanced typesetting : Enabled
Word Wise : Enabled
Print length : 87 pages
Lending : Enabled



Unleash Your Inner Bath Artisan

Gone are the days of settling for store-bought bath melts with questionable ingredients. With Tanzi Beauty's all-natural formula, you're empowered to become the master of your own bathtime creations. Our carefully curated blends of essential oils and natural ingredients ensure a soothing and invigorating experience with every melt.



A Symphony of Scents for Every Mood

Each bath melt you create becomes a reflection of your mood and desires. Choose from our wide selection of essential oils to evoke relaxation, invigoration, or a touch of romance. Whether you seek the calming embrace of lavender or the energizing boost of citrus, Tanzi Beauty's aromatic oils will transport you to a world of serenity and indulgence.

- **Lavender:** Tranquility and relaxation
- **Citrus:** Energy and mood boost
- **Eucalyptus:** Respiratory support and decongestion
- **Peppermint:** Invigoration and alertness
- **Rose:** Romance and sensuality

Step-by-Step Guide to Bath Melt Bliss

Crafting your own bath melts with Tanzi Beauty is an incredibly simple and rewarding process. Follow these steps to create your personalized bathtime masterpieces in minutes:

1. **Gather your ingredients:** Tanzi Beauty bath melt formula, essential oils of your choice, a mixing bowl, and a mold.
2. **Prepare the formula:** In the mixing bowl, combine the Tanzi Beauty bath melt formula with 10-15 drops of your chosen essential oils.
3. **Mold the melts:** Pour the mixture into your desired mold and evenly distribute it.
4. **Set and dry:** Place the mold in the refrigerator or a cool place for several hours, or overnight for optimal results.
5. **Release and enjoy:** Once the bath melts are fully set, gently remove them from the mold and store them in an airtight container.

Experience the Tanzi Beauty Difference


With Tanzi Beauty, you're not just creating bath melts; you're crafting a personalized sanctuary of relaxation and rejuvenation. Our unwavering

commitment to quality and customer satisfaction ensures that every product is a testament to our passion for self-care.

- **100% Natural Ingredients:** We believe in the power of nature, which is why our bath melts are made with only the finest all-natural ingredients.
- **Handmade with Love:** Each bath melt is lovingly handcrafted, ensuring a unique and exceptional experience.
- **Satisfaction Guarantee:** We stand behind our products with a full satisfaction guarantee. If you're not completely delighted, simply contact us for a prompt resolution.

Elevate Your Bathtime Ritual

Transform your ordinary bath into an extraordinary spa experience with Tanzi Beauty bath melts. Whether you're seeking a relaxing retreat after a long day or an invigorating start to your morning, our bath melts will leave you feeling refreshed, revitalized, and deeply pampered.



Indulge in the ultimate bathtime sanctuary with Tanzi Beauty bath melts.

Free Download Your Tanzi Beauty Kit Today!

Embark on your bath melt-making journey with Tanzi Beauty. Free Download your kit today and experience the joy of creating your own personalized bath treats. With our revolutionary formula and endless customization options, you'll elevate your self-care routine to new heights.

Free Download Tanzi Beauty Kit


Copyright © Tanzi Beauty. All Rights Reserved.



DIY Bath Melts - A Step-by-Step Recipe Guide: How to Make Your Own Bath Melts in Minutes (Tanzi Beauty Book 2)


★★★★☆ 4.2 out of 5

- Language : English
- File size : 2327 KB
- Text-to-Speech : Enabled
- Screen Reader : Supported
- Enhanced typesetting : Enabled
- Word Wise : Enabled
- Print length : 87 pages
- Lending : Enabled



Savor the Delights of Southern Heritage: The Complete Southern Heirloom Cooking

Embark on a culinary journey through the heart of the American South with the comprehensive guide, "The Complete Southern Heirloom Cooking." This culinary masterpiece unveils...



Classic Art to Cherish with Child: Unveiling the Magic of Masterpieces

In a world where technology and fast-paced distractions draw our attention, it's more important than ever to nurture our children's creativity and...